

# PROGRAMMING PROJECT TIPS


1



Read the brief

2

## Getting started - Analysis



- Analyse the problem, identify the requirements and write a short introduction
- Decompose the problem into manageable sub-problems giving a short description of what each of the sub-problems will do - this can be a bulleted list
- Write a short explanation of the reasoning behind the decomposition


3



Read the brief again


4

## Design, test strategy & initial test plan



- Design your algorithm
- Demonstrate clear abstraction
- Include inputs, processes and outputs
- Use all three basic programming constructs: *sequence, selection and iteration*
- Show any refinements to the design with reasoning for them
- Develop your test strategy and explain the approach you will use testing the program
- Follow your test strategy when creating your initial test plan and make sure you label it as 'initial test plan'

5



## Implementation & building the solution

- Amendments to your initial design may need to be made, you need to document these as additions
- Include a copy of your program code with any refinements noted as comments
- Include screenshots demonstrating effective use of debugging skills

7



## Read the brief again & check your work

8



## Finished project!

6



## Testing, refining & evaluation

- Show that your final program solution has been tested and evaluated against the original requirements
- Update and complete your test plan and label it 'Final test plan'